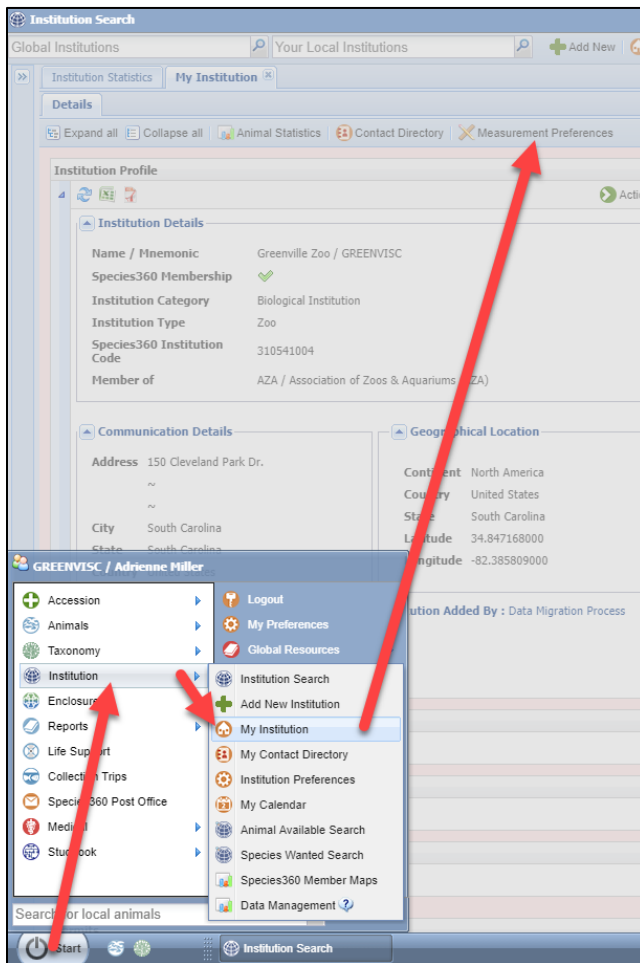


Measurement Preferences

This allows measurement lists to be customized with the terms your institution uses and remove those you do not, thus saving data entry time.

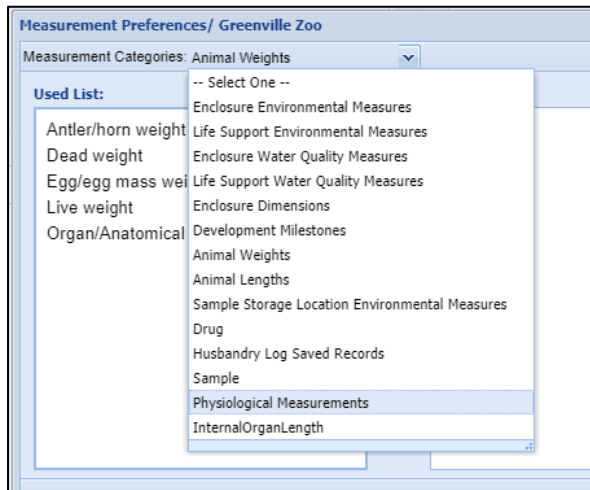
[Contact Species360 Support](#)



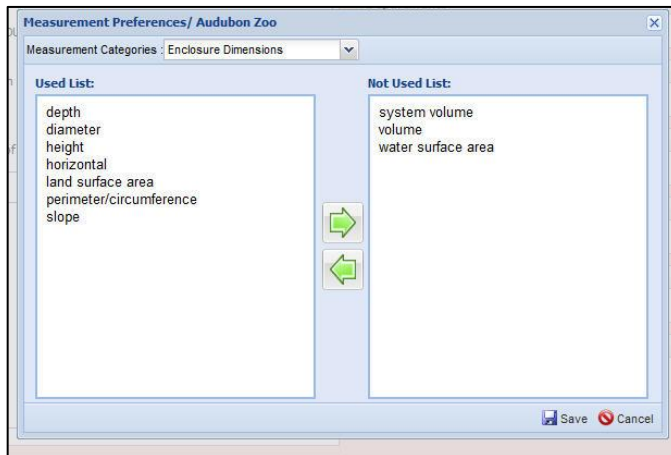
Go to Start >Institution > My Institution >Details tab >Measurement Preferences

Use the drop down arrow to display the lists of measurements available.

It is the mission of Species360 to facilitate international collaboration in the collection and sharing of information on animals and their environments for zoos, aquariums and related organizations.



Enclosure Dimensions were selected below. This institution has no aquatic enclosures and has no need for system volume, volume or water surface area. To put a term on the Not Used List, simply select it from the left side list of terms and select the top (right pointing) arrow. It will be moved to the right side list. Or, simply double click on the term. Don't forget to Save. If at a later date you wish to make the term active again, highlight it on the right and select the bottom (left pointing) arrow to move it back to the Used List.



Any terms that remain in the right hand Not Used List box will not display in the dropdown list, thus limiting the selections to scroll through and saving data entry time.

Revised 16 October 2019

It is the mission of Species360 to facilitate international collaboration in the collection and sharing of information on animals and their environments for zoos, aquariums and related organizations.