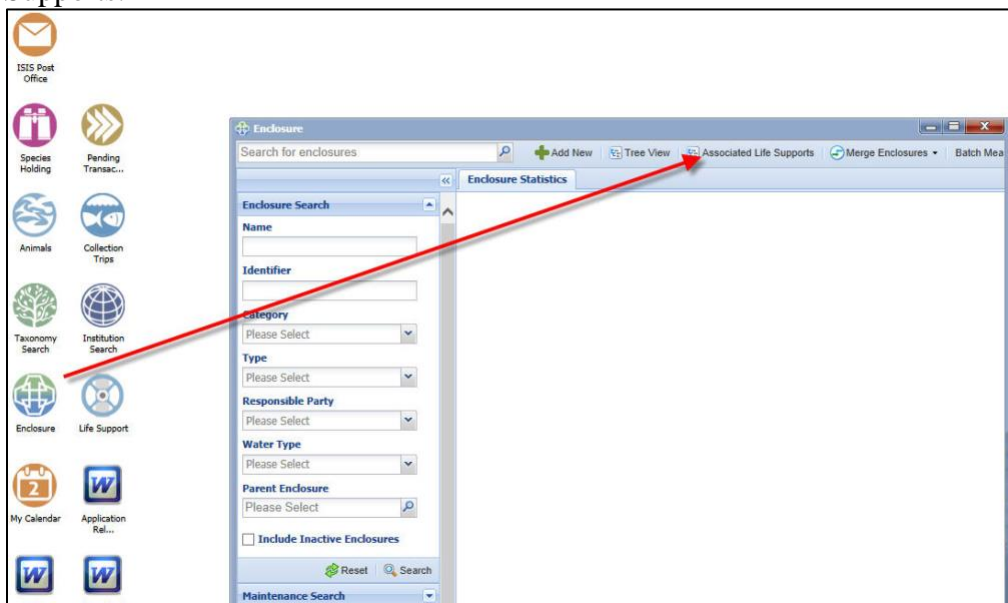


Life Support Tree Views

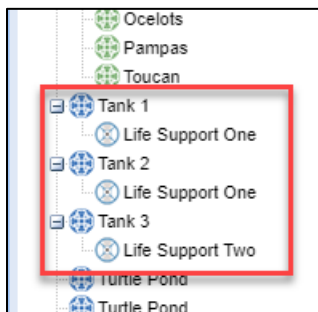
Explore the connected Life Support systems from their association with your Enclosure Tree or view a Life Support Tree and their associations with Enclosures and Components.

[Contact SPECIES360 Support](#)

To view Life Supports from the enclosure view, open the Enclosure modules > Associated Life Supports.

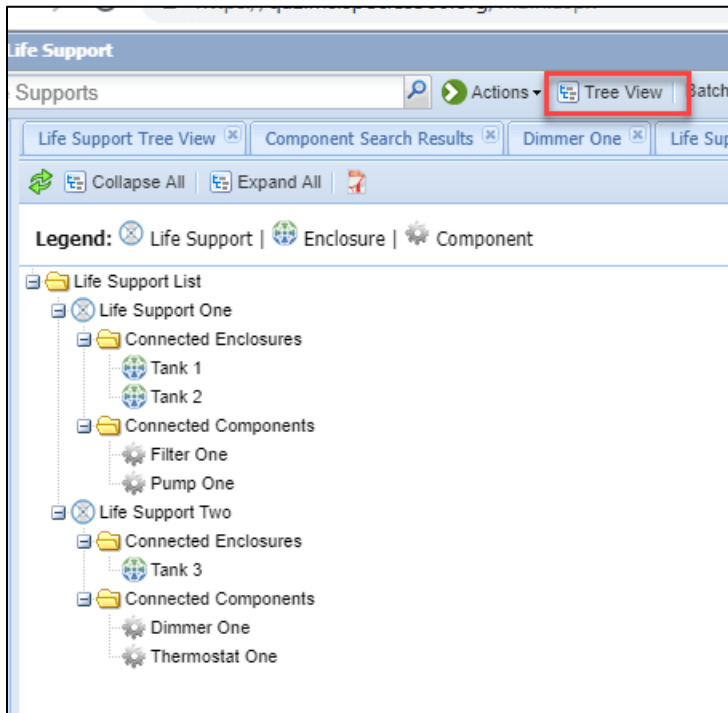


The Life Supports will display underneath the Enclosure. Below, Life Support One is attached to both Tank 1 and Tank 2. Life Support Two is attached only to Tank 3.



You can also view a tree from the Life Support view. This tree will display not only what Enclosures the Life Support is attached to but what Components are attached to it. From within the Life Support module select Tree View.

It is the mission of Species360 to facilitate international collaboration in the collection and sharing of information on animals and their environments for zoos, aquariums and related organizations.



From this view the Life Support is the Parent and the Connected Enclosures and Connected Components are below it.

Revised 7 May 2019